



Welcome in
Neway Trade

JOIN BEST
SHARE
TRADING
COURSE



newaytrade.com

About us

About Us – NEWAY ALLAINCES PRIVATE LIMITED

Welcome to **Newaytrade**, a dynamic platform where **Network Marketing** meets **Trading Excellence**. Our mission is to empower people with financial freedom and personal growth.

We are building a strong community where every individual gets the right guidance, training, and opportunities to achieve their financial goals faster. Whether you are new to Network Marketing or stepping into the world of Trading, we show you the right path to success.



WHAT WE DO

- Strong team building, leadership training, and strategic growth in Network Marketing
- Advanced education, analysis, and risk management in Share Market & Crypto Trading
- Online & offline training programs
- 24/7 support and personal mentorship

Our Vision:

To create a global network community built on **financial independence, education, and trust.**

Our Mission:

To provide people with knowledge, skills, and a platform to generate **smart income** and build **long-term wealth.**



Company Profile



CMD Mr. Kaushik Sarkar

Newaytrade is a dynamic business platform that combines the power of **Network Marketing** with the opportunities of **Trading** in the Stock Market and Cryptocurrency.

Our mission is to **empower individuals with financial independence** through knowledge, skill development, and proven strategies.

We are committed to providing professional training, market analysis, and team-building opportunities to help our partners achieve long-term success.

Neway Alliances Private Limited

Registration Date : 27 September 2018 India Head Branch in Kolkata

Govt of India Registration Number. U31904WB2018PTC228580

Tranning & Trading Base Plan



1. Stock Market Trading
2. Derivatives Trading
3. Commodity Trading
4. Cryptocurrency Trading

Our Services

- **Network Marketing Training** – Team building, leadership, and income growth strategies
- **Stock & Crypto Trading Education** – Technical & fundamental analysis, risk management
- **Online & Offline Workshops** – Interactive learning sessions and webinars
- **24/7 Mentorship** – Personal guidance from industry experts




Fastest growing **Crypto**
F&O Exchange in India



TRADE PARTNERS

committed to partnerships



THE dreams PROJECT



The Rise Of
Artificial Intelligence
In Stock Trading



INDIAN STOCK MARKET

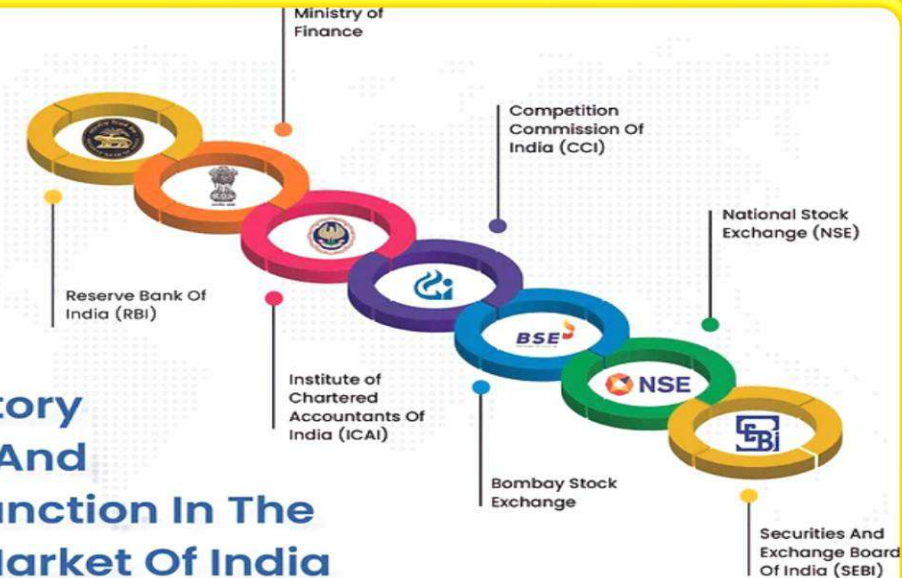


1, In **India**, it is regulated by **SEBI**
(Securities and Exchange Board of India)

2, Only **registered stock exchanges** like **NSE**
(National Stock Exchange) and **BSE**
(Bombay Stock Exchange) can host legal trading

ikdelta

Regulatory Bodies And Their Function In The Stock Market Of India



Regulatory Bodies And Their Function In The Stock Market Of India

Money Evolution *Changing with the times*



Evolution of Money

From Barter Systems to
Digital Era



BARTER



GOLD



**METALL
COINS**



**PAPER
MONEY**



**PLASTIC
CARDS**



**ELECTRONIC
MONEY**



**CRYPTO
CURRENCY**

7 Type of income Opportunity

ACTIVE VS PASSIVE INCOME

ACTIVE

PASSIVE



YOU WORK
FOR MONEY



MONEY WORKS
FOR YOU



JOB OR SELF
EMPLOYMENT



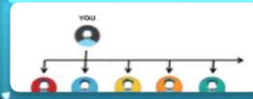
MONEY MAKING
ASSETS/BUSINESS



REQUIRE TIME
WORK, & ENERGY



NO TIME AND
WORK REQUIRED



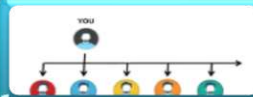
Direct sponsor income



Non-Working income



Royalty Income



Direct Trading Income



Re Investment Income



Life Time Rewards Income



Franchise Income

Networking + Trading Best Plan in World

Registration Package Trading Course

Rs 500

Networking Nonworking Income

153 Thousand Crore

NEWAY
TRADING



Trading Unlimited Income

2 Type Of Direct Sponsor income



Unlimited Registration Direct 200/ Income
Unlimited Trading Direct 5% Income

There is a plan from 1 to 15 levels . Non working income will be available upto level 15. Nonworking can be availed upto Rs **15,28,95,54,73,500.00** - You have to direct at least 5. 1 member get 200 rupees on direct registration. You can do unlimited direct registration. You can also earn direct 5% unlimited income in trading. You can earn income up to 15 levels in trading also. Instant income will be shown in wallet. You can withdraw at any time you want.

Share Trading & Crypto Trading income

Daily Payout by NEFT Bank Transfer



daily pay

3%

12%

**Every Week Automatic Bank
Transfer no Withdrawal Tension**

**3 Months Big Opportunity
for Re-Investment Income**

- **Weekly**
- **Income**

- **Monthly**
- **Income**



1 to 15 Level Nonworking income

Rs 15,28,95,54,73,500/

👉 Simple बोलना हो तो:
लगभग 1.53 ट्रिलियन रुपए

“करीब 153 हजार करोड़ रुपए”.

👉 Indian system (आम बोलचाल में):
15 खरब 28 अरब 95 करोड़ 54 लाख 73 हजार 500

Level	designation	Member	Level income	Total income
1	ASSOCIATE	5	200	1,000
2	BUILDER	25	150	3,750
3	DIAMOND LEADER	125	100	12,500
4	DOUBLE DIAMOND	625	80	50,000
5	BLUE DIAMOND	3125	80	2,50,000
6	BLACK DIAMOND	15625	80	12,50,000
7	CROWN DIAMOND	78125	60	46,87,500
8	ROYAL DIAMOND	390625	60	2,34,37,500
9	LEGANCY COUNCIL	1953125	60	11,71,87,500
10	ROYAL GUILD	9765625	50	48,82,81,250
11	LEGACY MAKER	48828125	50	2,44,14,06,250
12	QUANTUM ACHIEVER	244140625	50	12,20,70,31,250
13	NOVA CROWN	1220703125	40	48,82,81,25,000
14	EMPIRE SHAPER	6103515625	40	2,44,14,06,25,000
15	GLOBAL LEGEND	30517578125	40	12,20,70,31,25,000



1 to 15

Level Trading income



Level	Direct Percentage	Invest Rs- 5000
1 st Level	5 % Commission	Income Rs – 250
2 nd Level	2 % Commission	Income Rs – 100
3 rd Level	1 % Commission	Income Rs – 50
4 th Level	1 % Commission	Income Rs – 50
5 th Level	0.50 % Commission	Income Rs – 25
6 th Level	0.50 % Commission	Income Rs – 25
7 th Level	0.50 % Commission	Income Rs – 25
8 th Level	0.25 % Commission	Income Rs – 12.50
9 th Level	0.25 % Commission	Income Rs – 12.50
10 th Level	0.25 % Commission	Income Rs – 12.50
11 th Level	0.25 % Commission	Income Rs – 12.50
12 th Level	0.25 % Commission	Income Rs – 12.50
13 th Level	0.25 % Commission	Income Rs – 12.50
14 th Level	0.25 % Commission	Income Rs – 12.50
15 th Level	0.25 % Commission	Income Rs – 12.50



1 to 15

Level Trading income



Level	Direct Percentage	Invest Rs- 10000
1 st Level	5 % Commission	Income Rs – 500
2 nd Level	2 % Commission	Income Rs – 200
3 rd Level	1 % Commission	Income Rs – 100
4 th Level	1 % Commission	Income Rs – 100
5 th Level	0.50 % Commission	Income Rs – 50
6 th Level	0.50 % Commission	Income Rs – 50
7 th Level	0.50 % Commission	Income Rs – 50
8 th Level	0.25 % Commission	Income Rs – 25
9 th Level	0.25 % Commission	Income Rs – 25
10 th Level	0.25 % Commission	Income Rs – 25
11 th Level	0.25 % Commission	Income Rs – 25
12 th Level	0.25 % Commission	Income Rs – 25
13 th Level	0.25 % Commission	Income Rs – 25
14 th Level	0.25 % Commission	Income Rs – 25
15 th Level	0.25 % Commission	Income Rs – 25



Re-Invest Trading income Every 3 Month

**THE BEST
WAYS TO
REINVEST
PROFITS IN
YOUR
BUSINESS**



***Re-investment Every Months 13%
Distributions in 1 to 15 Level***



Life Time Rewards income

LEVEL	DIGNATION	TARGET ACHIVEMENT	REWARDS
1	ASSOCIATE	100000	COMPANY T SHIRT & BAG
2	BUILDER	500000	TABLET
3	DIAMOND LEADER	1000000	LAPTOP
4	DOUBLE DIAMOND	2500000	5 GRAM GOLD
5	BLUE DIAMOND	5000000	BIKE UNDER 1 LAKH
6	BLACK DIAMOND	10000000	DUBAI TOUR
7	CROWN DIAMOND	50000000	Renault Kwid
8	ROYAL DIAMOND	100000000	HYUNDAI CRETA ELECTRIC
9	LEGANCY COUNCIL	250000000	3BHK FLAT OWN CITY
10	ROYAL GUILD	500000000	BANGLOW
11	LEGACY MAKER	Royalty Monthly Growth 1%	UNLIMITED
12	QUANTUM ACHIEVER	Royalty Monthly Growth 1.5%	UNLIMITED
13	NOVA CROWN	Royalty Monthly Growth 2%	UNLIMITED
14	EMPIRE SHAPER	Royalty Monthly Growth 2.5%	UNLIMITED
15	GLOBAL LEGEND	Royalty Monthly Growth 3%	UNLIMITED

Franchise income

50000

FRANCHISE

*In the franchise of Rs. 50000, you will
get 100 pins and 5% commission also*



**MONTHLY INCOME FROM
ONE-TIME INVESTMENT**

Trading Example Monthly Passive Income

Trading 5000



1 Month 600



3 Months 1800



6 Months 3600



12 Months 7200

Trading 10000



1 Month 1200



3 Month 3600



6 Month 7200



12 Month 14400

**Best
Investment
for Monthly
Income in
India**





Example in Trading Profit

10 Thousand Invest for 30 Days

10000 X 5% Daily Trading Profit = 500

500 X 7 Days = Trading Profit 3500

3500 X 4 Weeks = Trading Profit 14000

14000 Company Profit

Disbursement

Principal 12% = 1200/-

Level Team 13% = 1300/-

Total Disbursement Rs 2500

Example in Loss & Profit

10 Thousand Invest for 30

100% Profit 5%

14000

2500

Distribution

11500

Company Profit

50% Loss 2.50%

7000

2500

Distribution

4500

Company Profit

Company Profit After Distribution Rs 4500/-



Take Target and Achieve it
RS 1,00,00.00 Per Months

20

- **10000** Per Member Deposit & Reinvestment every Month

40

- **5000** Per Member Deposit & Reinvestment every Month

80

- **2500** Per Member Deposit & Reinvestment every Month

Own Target Rs 20,00,00.00



GOVERNMENT OF INDIA
MINISTRY OF CORPORATE AFFAIRS
Central Registration Centre

Certificate of Incorporation

[Pursuant to sub-section (2) of section 7 of the Companies Act, 2013 (18 of 2013) and rule 16 of the Companies (Incorporation) Rules, 2014]

I hereby certify that NEWAY ALLIANCES PRIVATE LIMITED is incorporated on the Twenty third day of October Two thousand eighteen under the Companies Act, 2013 (18 of 2013) and that the company is limited by shares.

The Corporate Identity Number of the company is U31969WB2018PTC228590.

The Permanent Account Number (PAN) of the company is AAGCN2908E.

The Tax Deduction and Collection Account Number (TAN) of the company is CALN94434C.

GIVEN under my hand at Kolkata this Twenty third day of October Two thousand eighteen.

Digital Signature Certificate
ALOK KUNDAN
Deputy Registrar Of Companies
Regional of Company
Central Registration Centre

Disclaimer: This certificate only evidences incorporation of the company on the basis of documents and declarations of the applicants. This certificate neither allows nor purports to confer business or related deposits or funds from public. Permission of sector regulator is necessary wherever required. Registration status and other details of the company can be verified on MCA21 gateway.

Mailing Address as per record available in Registrar of Companies office:
NEWAY ALLIANCES PRIVATE LIMITED
18KHE3, TILAJA ROAD, KOLKATA, Kolkata, West Bengal, India,
700046

* is issued by the Income Tax Department

आयकर विभाग
INCOME TAX DEPARTMENT

भारत सरकार
GOVT. OF INDIA

ई-पानकारी मेसज संख्या आई
e - Permanent Account Number (e-PAN) Card
AAGCN2908E

ई-पान संख्या /
Authentication Number: 86209100994333

ई-पान नाम /
Name: NEWAY ALLIANCES PRIVATE LIMITED

ई-पान जारी की तिथि /
Date of Incorporation / Formation: 23/10/2018

ई-पान का पता /
Current Address: NEWAY ALLIANCES PRIVATE LIMITED
18KHE3, TILAJA ROAD
KOLKATA, KOLKATA WEST BENGAL - 700046

QR Code

Signature valid

Disclaimer: Permanent Account Number (PAN) facilitates Income Tax Department linking of various documents, including payment of taxes, assessments, tax returns, income tax, including of information returns and details of income information, including of income tax returns, and other documents pertaining to such tax liabilities. It is a unique identifier for the taxpayer and is used for all tax-related purposes. It is a unique identifier for the taxpayer and is used for all tax-related purposes. It is a unique identifier for the taxpayer and is used for all tax-related purposes.

आयकर विभाग
भारत सरकार

ई-पान संख्या /
Authentication Number: 86209100994333

ई-पान नाम /
Name: NEWAY ALLIANCES PRIVATE LIMITED

ई-पान जारी की तिथि /
Date of Incorporation / Formation: 23/10/2018

ई-पान का पता /
Current Address: NEWAY ALLIANCES PRIVATE LIMITED
18KHE3, TILAJA ROAD
KOLKATA, KOLKATA WEST BENGAL - 700046

QR Code

Signature valid

आयकर विभाग
INCOME TAX DEPARTMENT

भारत सरकार
GOVT. OF INDIA

ई-पान संख्या /
Authentication Number: 86209100994333

ई-पान नाम /
Name: NEWAY ALLIANCES PRIVATE LIMITED

ई-पान जारी की तिथि /
Date of Incorporation / Formation: 23/10/2018

ई-पान का पता /
Current Address: NEWAY ALLIANCES PRIVATE LIMITED
18KHE3, TILAJA ROAD
KOLKATA, KOLKATA WEST BENGAL - 700046

QR Code

Signature valid

Disclaimer: Permanent Account Number (PAN) facilitates Income Tax Department linking of various documents, including payment of taxes, assessments, tax returns, income tax, including of information returns and details of income information, including of income tax returns, and other documents pertaining to such tax liabilities. It is a unique identifier for the taxpayer and is used for all tax-related purposes. It is a unique identifier for the taxpayer and is used for all tax-related purposes. It is a unique identifier for the taxpayer and is used for all tax-related purposes.

आयकर विभाग
भारत सरकार

ई-पान संख्या /
Authentication Number: 86209100994333

ई-पान नाम /
Name: NEWAY ALLIANCES PRIVATE LIMITED

ई-पान जारी की तिथि /
Date of Incorporation / Formation: 23/10/2018

ई-पान का पता /
Current Address: NEWAY ALLIANCES PRIVATE LIMITED
18KHE3, TILAJA ROAD
KOLKATA, KOLKATA WEST BENGAL - 700046

QR Code

Signature valid

UDYAM REGISTRATION CERTIFICATE

UDYAM REGISTRATION NUMBER: UDYAM-WB-26-071398

NAME OF ENTERPRISE: MA NEWAY ALLIANCES PRIVATE LIMITED

TYPE OF ENTERPRISE: 1. 2022-23 2. Micro 3. 1943-2012

MAJOR ACTIVITY: MANUFACTURING

SOCIAL CATEGORY OF ENTREPRENEUR: GENERAL

NAME OF UNIT(S):

S/N	Entrepreneur	Unit Name
1	UDYAM-WB-26-071398	MA NEWAY ALLIANCES PRIVATE LIMITED

OFFICE ADDRESS OF ENTERPRISE:

S/N	Entrepreneur	Unit Name
1	UDYAM-WB-26-071398	MA NEWAY ALLIANCES PRIVATE LIMITED

DATE OF INCORPORATION / REGISTRATION OF ENTERPRISE: 23/10/2018

DATE OF REGISTRATION OF PRODUCTION SOURCE: 23/10/2018


NATIONAL INDUSTRY CLASSEMENT CODE(S)

S/N	2-Digit	3-Digit	4-Digit	Activity
1	27	271	2710	Manufacturing of other non-metallic mineral products
2	27	271	2710	Manufacturing of other non-metallic mineral products
3	27	271	2710	Manufacturing of other non-metallic mineral products



Religion
Trade

NEWAY TRADE OUR BANKER



Account Name

NEWAY ALLIANCES PVT LTD

Bank Name

YES BANK

Current Account

016063700001062

IFSC Code

YESB000160

Branch Name

SALT LAKE KOL



Account Name

NEWAY ALLIANCES PVT LTD

Bank Name

IDBI BANK

Current Account

1526102000004565

IFSC Code

IBKL0001526

Branch Name

S SARANI KOL



NEWAYTRADE LAUNCHING PHOTO IN INDIA



NEWAYTRADE LAUNCHING PHOTO IN INDIA







THANK YOU

A collage of financial and technological graphics. In the top right, a purple robotic hand holds a candlestick chart with green and red bars. In the bottom left, a 3D bar chart with bars of increasing height in blue, green, yellow, and red is shown, with a blue arrow pointing upwards. In the bottom right, a circular inset shows a silhouette of a person with their hand raised against a sunset sky. The background is dark blue with faint circuit-like patterns and glowing dots.

See You Again